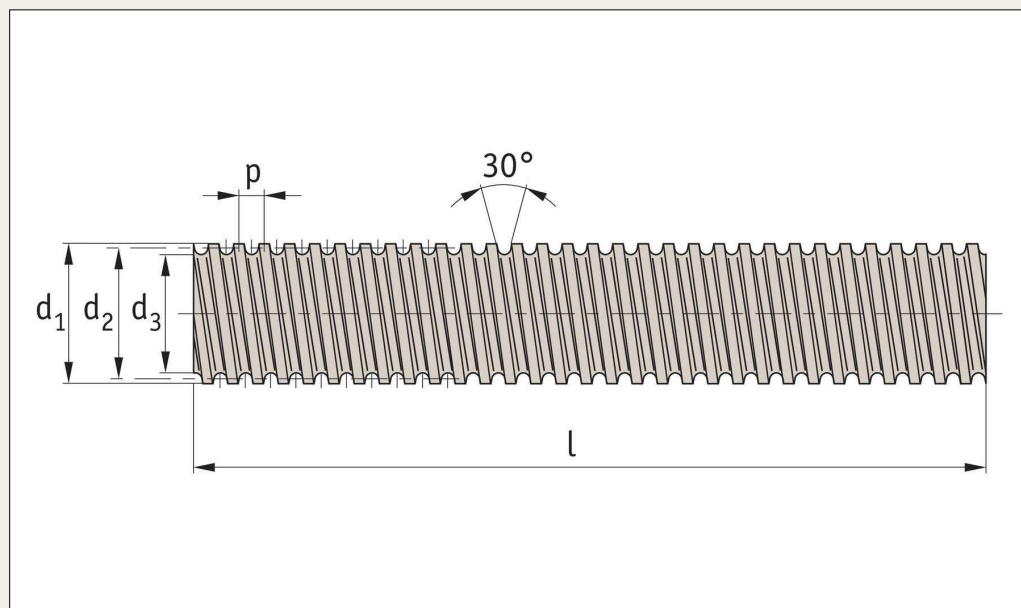


Steel Lead Screws

right hand thread

Lead Screws & Nuts



L1320

Material

Rolled trapezoidal thread, steel EN 10083-2 (C35, DIN 1.0501) or (C45, DIN 1.0503). Manufactured to ISO 2901/2903 (DIN 103). Surface hardness approx. 250HB.

Technical notes

'Lead' refers to the distance that a nut will travel for a complete

revolution of the screw.

Select a suitable lead screw nut (part nos. L1330 to L1343) to suit the lead screw - the most popular nuts are the flanged, bronze nuts part no. L1331. Single start lead screws are less expensive than twin start lead screws.

Tips

These are the standard right hand thread lead screws - for left hand thread versions see part no. L1321. For stainless steel right hand lead screws see part no. L1322.

Cutting to required length and machining of ends - on request. Lead screw lengths of up to 6 metres can be provided for a diameter >30mm.

Order No.	Size	$d_{1\ 7e}$	Lead	p	l	No. of starts	$d_{2\ 7e\ min.}$	$d_{2\ 7e\ max.}$	$d_{3\ 7h\ min.}$	$d_{3\ 7h\ max.}$	Pitch accuracy mm/300 mm	Straightness mm/300 mm	Lead angle	Kg
L1320.R10-02-1.0	TR10x2	10	2	2	1000	1	8,739	8,929	6,891	7,500	0,2	0,5	4°07'	0,48
L1320.R10-02-1.5	TR10x2	10	2	2	1500	1	8,739	8,929	6,891	7,500	0,2	0,5	4°07'	0,72
L1320.R10-02-2.0	TR10x2	10	2	2	2000	1	8,739	8,929	6,891	7,500	0,2	0,5	4°07'	0,96
L1320.R10-02-3.0	TR10x2	10	2	2	3000	1	8,739	8,929	7,685	7,500	0,2	0,5	4°07'	1,44
L1320.R10-04-1.0	TR10x4	10	4	2	1000	2	8,716	8,929	7,685	7,500	0,3	0,5	8°12'	0,48
L1320.R10-04-1.5	TR10x4	10	4	2	1500	2	8,716	8,929	9,685	7,500	0,3	0,5	8°12'	0,72
L1320.R10-04-2.0	TR10x4	10	4	2	2000	2	8,716	8,929	9,685	7,500	0,3	0,5	8°12'	0,96
L1320.R10-04-3.0	TR10x4	10	4	2	3000	2	8,716	8,929	6,891	7,500	0,3	0,5	8°12'	1,44
L1320.R12-03-1.0	TR12x3	12	3	3	1000	1	10,191	10,415	7,685	8,500	0,2	0,5	5°17'	0,65
L1320.R12-03-1.5	TR12x3	12	3	3	1500	1	10,191	10,415	7,685	8,500	0,2	0,5	5°17'	0,97
L1320.R12-03-2.0	TR12x3	12	3	3	2000	1	10,191	10,415	7,685	8,500	0,2	0,5	5°17'	1,30
L1320.R12-03-3.0	TR12x3	12	3	3	3000	1	10,191	10,415	7,685	8,500	0,2	0,5	5°17'	1,95
L1320.R12-06-1.0	TR12x6	12	6	3	1000	2	10,164	10,415	7,685	8,500	0,3	0,5	10°30'	0,65
L1320.R12-06-1.5	TR12x6	12	6	3	1500	2	10,164	10,415	7,685	8,500	0,3	0,5	10°30'	0,97
L1320.R12-06-2.0	TR12x6	12	6	3	2000	2	10,164	10,415	7,685	8,500	0,3	0,5	10°30'	1,30
L1320.R12-06-3.0	TR12x6	12	6	3	3000	2	10,164	10,415	7,685	8,500	0,3	0,5	10°30'	1,95
L1320.R14-03-1.0	TR14x3	14	3	3	1000	1	12,191	12,415	9,685	10,500	0,2	0,5	4°26'	0,93
L1320.R14-03-1.5	TR14x3	14	3	3	1500	1	12,191	12,415	9,685	10,500	0,2	0,5	4°26'	1,39
L1320.R14-03-2.0	TR14x3	14	3	3	2000	1	12,191	12,415	9,685	10,500	0,2	0,5	4°26'	1,86
L1320.R14-03-3.0	TR14x3	14	3	3	3000	1	12,191	12,415	9,685	10,500	0,2	0,5	4°26'	2,79
L1320.R14-06-1.0	TR14x6	14	6	3	1000	2	12,164	12,415	9,685	10,500	0,3	0,5	8°49'	0,93

Tel: 0333 207 4498

Created 2021-07-23

Email: sales@automotioncomponents.co.uk


Web: automotioncomponents.co.uk

AUTOMOTION®
COMPONENTS

Steel Lead Screws

right hand thread

Lead Screws & Nuts

Order No.	Size	d _{17e}	Lead	p	l	No. of starts	d _{27e} min.	d _{27e} max.	d _{37h} min.	d _{37h} max.	Pitch accuracy mm/300 mm	Straightness mm/300 mm	Lead angle	 Kg
L1320.R14-06-1.5	TR14x6	14	6	3	1500	2	12,164	12,415	9,685	10,500	0,3	0,5	8°49'	1,39
L1320.R14-06-2.0	TR14x6	14	6	3	2000	2	12,164	12,415	9,685	10,500	0,3	0,5	8°49'	1,86
L1320.R14-06-3.0	TR14x6	14	6	3	3000	2	12,164	12,415	9,685	10,500	0,3	0,5	8°49'	2,79
L1320.R16-04-1.0	TR16x4	16	4	4	1000	1	13,640	13,905	10,474	11,500	0,05	0,5	5°16'	1,17
L1320.R16-04-1.5	TR16x4	16	4	4	1500	1	13,640	13,905	10,474	11,500	0,05	0,5	5°16'	1,75
L1320.R16-04-2.0	TR16x4	16	4	4	2000	1	13,640	13,905	10,474	11,500	0,05	0,5	5°16'	2,34
L1320.R16-04-3.0	TR16x4	16	4	4	3000	1	13,640	13,905	10,474	11,500	0,05	0,5	5°16'	3,51
L1320.R16-08-1.0	TR16x8	16	8	4	1000	2	13,608	13,905	10,474	11,500	0,1	0,5	10°29'	1,17
L1320.R16-08-1.5	TR16x8	16	8	4	1500	2	13,608	13,905	10,474	11,500	0,1	0,5	10°29'	1,75
L1320.R16-08-2.0	TR16x8	16	8	4	2000	2	13,608	13,905	10,474	11,500	0,1	0,5	10°29'	2,34
L1320.R16-08-3.0	TR16x8	16	8	4	3000	2	13,608	13,905	10,474	11,500	0,1	0,5	10°29'	3,51
L1320.R18-04-1.0	TR18x4	18	4	4	1000	1	15,640	15,905	12,474	13,500	0,05	0,5	4°36'	1,52
L1320.R18-04-1.5	TR18x4	18	4	4	1500	1	15,640	15,905	12,474	13,500	0,05	0,5	4°36'	2,28
L1320.R18-04-2.0	TR18x4	18	4	4	2000	1	15,640	15,905	12,474	13,500	0,05	0,5	4°36'	3,04
L1320.R18-04-3.0	TR18x4	18	4	4	3000	1	15,640	15,905	12,474	13,500	0,05	0,5	4°36'	4,56
L1320.R18-08-1.0	TR18x8	18	8	4	1000	2	15,608	15,905	12,474	13,500	0,1	0,5	9°20'	1,52
L1320.R18-08-1.5	TR18x8	18	8	4	1500	2	15,608	15,905	12,474	13,500	0,1	0,5	9°20'	2,28
L1320.R18-08-2.0	TR18x8	18	8	4	2000	2	15,608	15,905	12,474	13,500	0,1	0,5	9°20'	3,04
L1320.R18-08-3.0	TR18x8	18	8	4	3000	2	15,608	15,905	12,474	13,500	0,1	0,5	9°20'	4,56
L1320.R20-04-1.0	TR20x4	20	4	4	1000	1	17,640	17,905	14,474	15,500	0,05	0,5	4°05'	1,94
L1320.R20-04-1.5	TR20x4	20	4	4	1500	1	17,640	17,905	14,474	15,500	0,05	0,5	4°05'	2,91
L1320.R20-04-2.0	TR20x4	20	4	4	2000	1	17,640	17,905	14,474	15,500	0,05	0,5	4°05'	3,88
L1320.R20-04-3.0	TR20x4	20	4	4	3000	1	17,640	17,905	14,474	15,500	0,05	0,5	4°05'	5,82
L1320.R20-08-1.0	TR20x8	20	8	4	1000	2	17,608	17,905	14,474	15,500	0,1	0,5	8°09'	1,94
L1320.R20-08-1.5	TR20x8	20	8	4	1500	2	17,608	17,905	14,474	15,500	0,1	0,5	8°09'	2,91
L1320.R20-08-2.0	TR20x8	20	8	4	2000	2	17,608	17,905	14,474	15,500	0,1	0,5	8°09'	3,88
L1320.R20-08-3.0	TR20x8	20	8	4	3000	2	17,608	17,905	14,474	15,500	0,1	0,5	8°09'	5,82
L1320.R22-05-1.0	TR22x5	22	5	5	1000	1	19,114	19,394	15,294	16,500	0,05	0,2	4°43'	2,29
L1320.R22-05-1.5	TR22x5	22	5	5	1500	1	19,114	19,394	15,294	16,500	0,05	0,2	4°43'	3,43
L1320.R22-05-2.0	TR22x5	22	5	5	2000	1	19,114	19,394	15,294	16,500	0,05	0,2	4°43'	4,58
L1320.R22-05-3.0	TR22x5	22	5	5	3000	1	19,114	19,394	15,294	16,500	0,05	0,2	4°43'	6,87
L1320.R22-10-1.0	TR22x10	22	10	5	1000	2	19,058	19,394	15,294	16,500	0,2	0,3	9°23'	2,29
L1320.R22-10-1.5	TR22x10	22	10	5	1500	2	19,058	19,394	15,294	16,500	0,2	0,3	9°23'	3,43
L1320.R22-10-2.0	TR22x10	22	10	5	2000	2	19,058	19,394	15,294	16,500	0,2	0,3	9°23'	4,58
L1320.R22-10-3.0	TR22x10	22	10	5	3000	2	19,058	19,394	15,294	16,500	0,2	0,3	9°23'	6,87
L1320.R24-05-1.0	TR24x5	24	5	5	1000	1	21,094	21,394	17,269	18,500	0,05	0,2	4°17'	2,78
L1320.R24-05-1.5	TR24x5	24	5	5	1500	1	21,094	21,394	17,269	18,500	0,05	0,2	4°17'	4,17
L1320.R24-05-2.0	TR24x5	24	5	5	2000	1	21,094	21,394	17,269	18,500	0,05	0,2	4°17'	5,56
L1320.R24-05-3.0	TR24x5	24	5	5	3000	1	21,094	21,394	17,269	18,500	0,05	0,2	4°17'	8,34
L1320.R24-10-1.0	TR24x10	24	10	5	1000	2	21,058	21,394	17,269	18,500	0,2	0,3	8°31'	2,78
L1320.R24-10-1.5	TR24x10	24	10	5	1500	2	21,094	21,394	17,269	18,500	0,2	0,3	8°31'	4,17
L1320.R24-10-2.0	TR24x10	24	10	5	2000	2	21,094	21,394	17,269	18,500	0,2	0,3	8°31'	5,56
L1320.R24-10-3.0	TR24x10	24	10	5	3000	2	21,094	21,394	17,269	18,500	0,2	0,3	8°31'	8,34
L1320.R26-05-1.0	TR26x5	26	5	5	1000	1	23,094	23,394	19,269	20,500	0,05	0,2	3°55'	3,32
L1320.R26-05-1.5	TR26x5	26	5	5	1500	1	23,094	23,394	19,269	20,500	0,05	0,2	3°55'	4,98
L1320.R26-05-2.0	TR26x5	26	5	5	2000	1	23,094	23,394	19,269	20,500	0,05	0,2	3°55'	6,64
L1320.R26-05-3.0	TR26x5	26	5	5	13000	1	23,094	23,394	19,269	20,500	0,05	0,2	3°55'	9,96
L1320.R26-10-1.0	TR26x10	26	10	5	1000	2	23,058	23,394	19,269	20,500	0,2	0,3	7°48'	3,32
L1320.R26-10-1.5	TR26x10	26	10	5	1500	2	23,094	23,394	19,269	20,500	0,2	0,3	7°48'	4,98
L1320.R26-10-2.0	TR26x10	26	10	5	2000	2	23,094	23,394	19,269	20,500	0,2	0,3	7°48'	6,64
L1320.R26-10-3.0	TR26x10	26	10	5	3000	2	23,094	23,394	19,269	20,500	0,2	0,3	7°48'	9,96

Tel: 0333 207 4498

Created 2021-07-23

Email: sales@automotioncomponents.co.uk


Web: automotioncomponents.co.uk

AUTOMOTION®
COMPONENTS

Steel Lead Screws

right hand thread

Lead Screws & Nuts

Order No.	Size	d _{17e}	Lead	p	l	No. of starts	d _{27e} min.	d _{27e} max.	d _{37h} min.	d _{37h} max.	Pitch accuracy mm/300 mm	Straightness mm/300 mm	Lead angle	 Kg
L1320.R28-05-1.0	TR28x5	28	5	5	1000	1	25,094	25,394	21,269	22,500	0,05	0,2	3°36'	3,90
L1320.R28-05-1.5	TR28x5	28	5	5	1500	1	25,094	25,394	21,269	22,500	0,05	0,2	3°36'	5,85
L1320.R28-05-2.0	TR28x5	28	5	5	2000	1	25,094	25,394	21,269	22,500	0,05	0,2	3°36'	7,8
L1320.R28-05-3.0	TR28x5	28	5	5	3000	1	25,094	25,394	21,269	22,500	0,05	0,2	3°36'	11,7
L1320.R28-10-1.0	TR28x10	28	10	5	1000	2	25,058	25,394	21,269	22,500	0,2	0,3	7°12'	3,90
L1320.R28-10-1.5	TR28x10	28	10	5	1500	2	25,094	25,394	21,269	22,500	0,2	0,3	7°12'	5,85
L1320.R28-10-2.0	TR28x10	28	10	5	2000	2	25,094	25,394	21,269	22,500	0,2	0,3	7°12'	7,80
L1320.R28-10-3.0	TR28x10	28	10	5	3000	2	25,094	25,394	21,269	22,500	0,2	0,3	7°12'	11,7
L1320.R30-06-1.0	TR30x6	30	6	6	1000	1	26,547	26,882	21,563	23,000	0,07	0,2	4°05'	4,35
L1320.R30-06-1.5	TR30x6	30	6	6	1500	1	26,547	26,882	21,563	23,000	0,07	0,2	4°05'	6,52
L1320.R30-06-2.0	TR30x6	30	6	6	2000	1	26,547	26,882	21,563	23,000	0,07	0,2	4°05'	8,70
L1320.R30-06-3.0	TR30x6	30	6	6	3000	1	26,547	26,882	21,563	23,000	0,07	0,2	4°05'	13,05
L1320.R30-12-1.0	TR30x12	30	12	6	1000	2	26,058	26,882	21,563	23,000	0,2	0,3	8°08'	4,35
L1320.R30-12-1.5	TR30x12	30	12	6	1500	2	26,547	26,882	21,563	23,000	0,2	0,3	8°08'	6,52
L1320.R30-12-2.0	TR30x12	30	12	6	2000	2	26,547	26,882	21,563	23,000	0,2	0,3	8°08'	8,70
L1320.R30-12-3.0	TR30x12	30	12	6	3000	2	26,547	26,882	21,563	23,000	0,2	0,3	8°08'	13,05
L1320.R32-06-1.0	TR32x6	32	6	6	1000	1	28,547	28,882	23,563	25,000	0,07	0,2	3°48'	5,03
L1320.R32-06-1.5	TR32x6	32	6	6	1500	1	28,547	28,882	23,563	25,000	0,07	0,2	3°48'	7,54
L1320.R32-06-2.0	TR32x6	32	6	6	2000	1	28,547	28,882	23,563	25,000	0,07	0,2	3°48'	10,06
L1320.R32-06-3.0	TR32x6	32	6	6	3000	1	28,547	28,882	23,563	25,000	0,07	0,2	3°48'	15,09
L1320.R32-12-1.0	TR32x12	32	12	6	1000	2	28,507	28,882	23,563	25,000	0,2	0,3	7°34'	5,03
L1320.R32-12-1.5	TR32x12	32	12	6	1500	2	28,547	28,882	23,563	25,000	0,2	0,3	7°34'	7,54
L1320.R32-12-2.0	TR32x12	32	12	6	2000	2	28,547	28,882	23,563	25,000	0,2	0,3	7°34'	10,06
L1320.R32-12-3.0	TR32x12	32	12	6	3000	2	28,547	28,882	23,563	25,000	0,2	0,3	7°34'	15,09
L1320.R36-06-1.0	TR36x6	36	6	6	1000	1	32,547	32,882	27,563	29,000	0,07	0,2	3°20'	6,54
L1320.R36-06-1.5	TR36x6	36	6	6	1500	1	32,547	32,882	27,563	29,000	0,07	0,2	3°20'	9,81
L1320.R36-06-2.0	TR36x6	36	6	6	2000	1	32,547	32,882	27,563	29,000	0,07	0,2	3°20'	13,08
L1320.R36-06-3.0	TR36x6	36	6	6	3000	1	32,547	32,882	27,563	29,000	0,07	0,2	3°20'	19,62
L1320.R36-12-1.0	TR36x12	36	12	6	1000	2	32,507	32,882	27,563	29,000	0,2	0,3	6°39'	6,54
L1320.R36-12-1.5	TR36x12	36	12	6	1500	2	32,547	32,882	27,563	29,000	0,2	0,3	6°39'	9,81
L1320.R36-12-2.0	TR36x12	36	12	6	2000	2	32,547	32,882	27,563	29,000	0,2	0,3	6°39'	13,08
L1320.R36-12-3.0	TR36x12	36	12	6	3000	2	32,547	32,882	27,563	29,000	0,2	0,3	6°39'	19,62
L1320.R40-07-1.0	TR40x7	40	7	7	1000	1	36,020	36,375	30,381	32,000	0,08	0,2	3°31'	7,98
L1320.R40-07-1.5	TR40x7	40	7	7	1500	1	36,020	36,375	30,381	32,000	0,08	0,2	3°31'	11,97
L1320.R40-07-2.0	TR40x7	40	7	7	2000	1	36,020	36,375	30,381	32,000	0,08	0,2	3°31'	15,96
L1320.R40-07-3.0	TR40x7	40	7	7	3000	1	36,020	36,375	30,381	32,000	0,08	0,2	3°31'	23,94
L1320.R40-14-1.0	TR40x14	40	14	7	1000	2	35,977	36,375	30,381	32,000	0,2	0,3	7°01'	7,98
L1320.R40-14-1.5	TR40x14	40	14	7	1500	2	36,020	36,375	30,381	32,000	0,2	0,3	7°01'	11,97
L1320.R40-14-2.0	TR40x14	40	14	7	2000	2	36,020	36,375	30,381	32,000	0,2	0,3	7°01'	15,96
L1320.R40-14-3.0	TR40x14	40	14	7	3000	2	36,020	36,375	30,381	32,000	0,2	0,3	7°01'	23,94
L1320.R44-07-1.0	TR44x7	44	7	7	1000	1	40,020	40,375	34,381	36,000	0,08	0,2	3°10'	9,85
L1320.R44-07-1.5	TR44x7	44	7	7	1500	1	40,020	40,375	34,381	36,000	0,08	0,2	3°10'	14,78
L1320.R44-07-2.0	TR44x7	44	7	7	2000	1	40,020	40,375	34,381	36,000	0,08	0,2	3°10'	19,70
L1320.R44-07-3.0	TR44x7	44	7	7	3000	1	40,020	40,375	34,381	36,000	0,08	0,2	3°10'	29,55
L1320.R44-14-1.0	TR44x14	44	14	7	1000	2	39,977	40,375	34,381	36,000	0,2	0,3	6°20'	9,85
L1320.R44-14-1.5	TR44x14	44	14	7	1500	2	39,977	40,375	34,381	36,000	0,2	0,3	6°20'	14,78
L1320.R44-14-2.0	TR44x14	44	14	7	2000	2	39,977	40,375	34,381	36,000	0,2	0,3	6°20'	19,70
L1320.R44-14-3.0	TR44x14	44	14	7	3000	2	39,977	40,375	34,381	36,000	0,2	0,3	6°20'	29,55
L1320.R50-08-1.0	TR50x8	50	8	8	1000	1	45,468	45,868	39,168	41,000	0,1	0,2	3°11'	12,69
L1320.R50-08-1.5	TR50x8	50	8	8	1500	1	45,468	45,868	39,168	41,000	0,1	0,2	3°11'	19,03
L1320.R50-08-2.0	TR50x8	50	8	8	2000	1	45,468	45,868	39,168	41,000	0,1	0,2	3°11'	25,38
L1320.R50-08-3.0	TR50x8	50	8	8	3000	1	45,468	45,868	39,168	41,000	0,1	0,2	3°11'	38,07

Tel: 0333 207 4498

Created 2021-07-23

Email: sales@automotioncomponents.co.uk


Web: automotioncomponents.co.uk

AUTOMOTION[®]
COMPONENTS

Steel Lead Screws

right hand thread

Lead Screws & Nuts

Order No.	Size	d _{17e}	Lead	p	l	No. of starts	d _{27e} min.	d _{27e} max.	d _{37h} min.	d _{37h} max.	Pitch accuracy mm/300 mm	Straightness mm/300 mm	Lead angle	 Kg
L1320.R55-09-1.0	TR55x9	55	9	9	1000	1	49,935	50,360	42,979	45,000	0,1	0,2	3°16'	15,40
L1320.R55-09-1.5	TR55x9	55	9	9	1500	1	49,935	50,360	42,979	45,000	0,1	0,2	3°16'	23,10
L1320.R55-09-2.0	TR55x9	55	9	9	2000	1	49,935	50,360	42,979	45,000	0,1	0,2	3°16'	30,80
L1320.R55-09-3.0	TR55x9	55	9	9	3000	1	49,935	50,360	42,979	45,000	0,1	0,2	3°16'	46,20
L1320.R60-09-1.0	TR60x9	60	9	9	1000	1	54,935	55,360	47,979	50,000	0,1	0,2	2°58'	18,49
L1320.R60-09-1.5	TR60x9	60	9	9	1500	1	54,935	55,360	47,979	50,000	0,1	0,2	2°58'	27,73
L1320.R60-09-2.0	TR60x9	60	9	9	2000	1	54,935	55,360	47,979	50,000	0,1	0,2	2°58'	36,98
L1320.R60-09-3.0	TR60x9	60	9	9	3000	1	54,935	55,360	47,979	50,000	0,1	0,2	2°58'	55,47
L1320.R70-10-1.0	TR70x10	70	10	10	1000	1	64,425	64,850	56,819	59,000	0,1	0,4	2°49'	25,62
L1320.R70-10-1.5	TR70x10	70	10	10	1500	1	64,425	64,850	56,819	59,000	0,1	0,4	2°49'	38,43
L1320.R70-10-2.0	TR70x10	70	10	10	2000	1	64,425	64,850	56,819	59,000	0,1	0,4	2°49'	51,24
L1320.R70-10-3.0	TR70x10	70	10	10	3000	1	64,425	64,850	56,819	59,000	0,1	0,4	2°49'	76,86
L1320.R80-10-1.0	TR80x10	80	10	10	1000	1	74,425	74,850	66,819	69,000	0,1	0,4	2°27'	34,18
L1320.R80-10-1.5	TR80x10	80	10	10	1500	1	74,425	74,850	66,819	69,000	0,1	0,4	2°27'	51,27
L1320.R80-10-2.0	TR80x10	80	10	10	2000	1	74,425	74,850	66,819	69,000	0,1	0,4	2°27'	68,36
L1320.R80-10-3.0	TR80x10	80	10	10	3000	1	74,425	74,850	66,819	69,000	0,1	0,4	2°27'	102,54
L1320.R90-12-1.0	TR90x12	90	12	12	1000	1	83,365	83,840	74,446	77,000	0,2	0,5	2°36'	43,00
L1320.R90-12-1.5	TR90x12	90	12	12	1500	1	83,365	83,840	74,446	77,000	0,2	0,5	2°36'	64,50
L1320.R90-12-2.0	TR90x12	90	12	12	2000	1	83,365	83,840	74,446	77,000	0,2	0,5	2°36'	86,00
L1320.R90-12-3.0	TR90x12	90	12	12	3000	1	83,365	83,840	74,446	77,000	0,2	0,5	2°36'	129,00
L1320.R95-16-1.0	TR95x16	95	16	16	1000	1	86,250	86,810	73,710	77,000	0,2	1,0	3°22'	45,60
L1320.R95-16-1.5	TR95x16	95	16	16	1500	1	86,250	86,810	73,710	77,000	0,2	1,0	3°22'	68,40
L1320.R95-16-2.0	TR95x16	95	16	16	2000	1	86,250	86,810	73,710	77,000	0,2	1,0	3°22'	91,20
L1320.R95-16-3.0	TR95x16	95	16	16	3000	1	86,250	86,810	73,710	77,000	0,2	1,0	3°22'	136,80
L1320.R100-16-1.0	TR100x16	100	16	16	1000	1	91,250	91,810	78,710	82,000	0,2	1,0	3°11'	51,00
L1320.R100-16-1.5	TR100x16	100	16	16	1500	1	91,250	91,810	78,710	82,000	0,2	1,0	3°11'	76,50
L1320.R100-16-2.0	TR100x16	100	16	16	2000	1	91,250	91,810	78,710	82,000	0,2	1,0	3°11'	102,00
L1320.R100-16-3.0	TR100x16	100	16	16	3000	1	91,250	91,810	78,710	82,000	0,2	1,0	3°11'	153,00
L1320.R120-16-1.0	TR120x16	120	16	16	1000	1	111,25	111,81	98,710	102,00	0,2	1,0	2°36'	76,00
L1320.R120-16-1.5	TR120x16	120	16	16	1500	1	111,25	111,81	98,710	102,00	0,2	1,0	2°36'	114,00
L1320.R120-16-2.0	TR120x16	120	16	16	2000	1	111,25	111,81	98,710	102,00	0,2	1,0	2°36'	152,00
L1320.R120-16-3.0	TR120x16	120	16	16	3000	1	111,25	111,81	98,710	102,00	0,2	1,0	2°36'	228,00