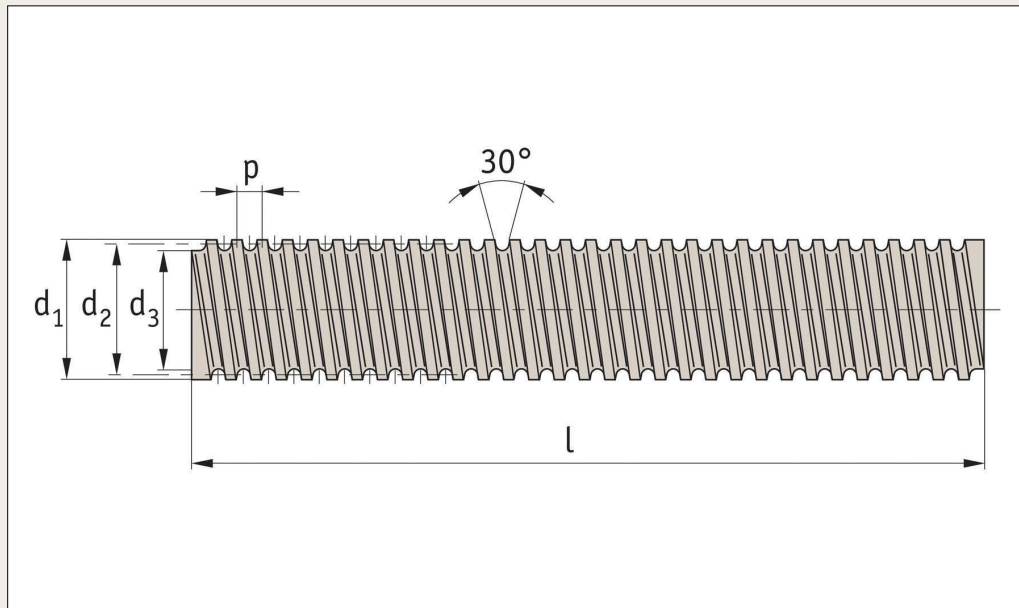


# Steel Lead Screws

left hand thread

## Lead Screws & Nuts



## L1321

### Material

Rolled trapezoidal thread, steel EN 10083-2 (C35, DIN 1.0501) or (C45, DIN 1.0503). Manufactured to ISO 2901/2903 (DIN 103). Surface hardness approx. 250HB.

### Technical notes

'Lead' refers to the distance that a nut will travel for a complete

revolution of the screw.

Select a suitable lead screw nut (part nos. L1330 to L1343) to suit the lead screw - the most popular nuts are the flanged, bronze nuts part no. L1331. Single start lead screws are less expensive than twin start lead screws.

### Tips

These are left hand thread lead screws - for the standard right hand threads see part no. L1320. For stainless steel left hand lead screws see part no. L1323. Cutting to required length and machining of ends - on request. Lead screw lengths of up to 6 metres can be provided for a diameter >30mm.

Order No.	Size	d <sub>1 7e</sub>	Lead	p	l	No. of starts	d <sub>2 7e</sub> min.	d <sub>2 7e</sub> max.	d <sub>3 7h</sub> min.	d <sub>3 7h</sub> max.	Pitch accuracy mm/300m	Straightness m/300m	Lead angle	Kg
L1321.L10-02-1.0	TR10x2	10	2	2	1000	1	8,739	8,929	6,891	7,500	0,2	0.5	4°07'	0,48
L1321.L10-02-1.5	TR10x2	10	2	2	1500	1	8,739	8,929	6,891	7,500	0,2	0.5	4°07'	0,72
L1321.L10-02-2.0	TR10x2	10	2	2	2000	1	8,739	8,929	6,891	7,500	0,2	0.5	4°07'	0,96
L1321.L10-02-3.0	TR10x2	10	2	2	3000	1	8,739	8,929	6,891	7,500	0,2	0.5	4°07'	1,44
L1321.L12-03-1.0	TR12x3	12	3	3	1000	1	10,191	10,415	7,685	8,500	0,2	0.5	5°17'	0,65
L1321.L12-03-1.5	TR12x3	12	3	3	1500	1	10,191	10,415	7,685	8,500	0,2	0.5	5°17'	0,97
L1321.L12-03-2.0	TR12x3	12	3	3	2000	1	10,191	10,415	7,685	8,500	0,2	0.5	5°17'	1,30
L1321.L12-03-3.0	TR12x3	12	3	3	3000	1	10,191	10,415	7,685	8,500	0,2	0.5	5°17'	1,95
L1321.L14-03-1.0	TR14x3	14	3	3	1000	1	12,191	12,415	9,685	10,500	0,2	0.5	4°26'	0,93
L1321.L14-03-1.5	TR14x3	14	3	3	1500	1	12,191	12,415	9,685	10,500	0,2	0.5	4°26'	1,39
L1321.L14-03-2.0	TR14x3	14	3	3	2000	1	12,191	12,415	9,685	10,500	0,2	0.5	4°26'	1,86
L1321.L14-03-3.0	TR14x3	14	3	3	3000	1	12,191	12,415	9,685	10,500	0,2	0.5	4°26'	2,79
L1321.L16-04-1.0	TR16x4	16	4	4	1000	1	13,640	13,905	10,474	11,500	0,05	0.5	5°16'	1,17
L1321.L16-04-1.5	TR16x4	16	4	4	1500	1	13,640	13,905	10,474	11,500	0,05	0.5	5°16'	1,75
L1321.L16-04-2.0	TR16x4	16	4	4	2000	1	13,640	13,905	10,474	11,500	0,05	0.5	5°16'	2,34
L1321.L16-04-3.0	TR15x4	16	4	4	3000	1	13,640	13,905	10,474	11,500	0,05	0.5	5°16'	3,51
L1321.L18-04-1.0	TR18x4	18	4	4	1000	1	15,640	15,905	12,474	13,500	0,05	0.5	4°36'	1,52
L1321.L18-04-1.5	TR18x4	18	4	4	1500	1	15,640	15,905	12,474	13,500	0,05	0.5	4°36'	2,28
L1321.L18-04-2.0	TR18x4	18	4	4	2000	1	15,640	15,905	12,474	13,500	0,05	0.5	4°36'	3,04
L1321.L18-04-3.0	TR18x4	18	4	4	3000	1	15,640	15,905	12,474	13,500	0,05	0.5	4°36'	4,56
L1321.L20-04-1.0	TR20x4	20	4	4	1000	1	17,640	17,905	14,474	15,500	0,05	0.5	4°05'	1,94


Tel: 0333 207 4498

Created 2021-07-23

Email: sales@automotioncomponents.co.uk

Web: automotioncomponents.co.uk


**AUTOMOTION®**  
**COMPONENTS**

Order No.	Size	d <sub>1 7e</sub>	Lead	p	l	No. of starts	d <sub>2 7e</sub> min.	d <sub>2 7e</sub> max.	d <sub>3 7h</sub> min.	d <sub>3 7h</sub> max.	Pitch accuracy mm/300mm	Straightness m/300mm	Lead angle	 Kg
L1321.L20-04-1.5	TR20x4	20	4	4	1500	1	17,640	17,905	14,474	15,500	0,05	0.5	4°05'	2,91
L1321.L20-04-2.0	TR20x4	20	4	4	2000	1	17,640	17,905	14,474	15,500	0,05	0.5	4°05'	3,88
L1321.L20-04-3.0	TR20x4	20	4	4	3000	1	17,640	17,905	14,474	15,500	0,05	0.5	4°05'	5,82
L1321.L22-05-1.0	TR22x5	22	5	5	1000	1	19,114	19,394	15,294	16,500	0,05	0.2	4°43'	2,29
L1321.L22-05-1.5	TR22x5	22	5	5	1500	1	19,114	19,394	15,294	16,500	0,05	0.2	4°43'	3,43
L1321.L22-05-2.0	TR22x5	22	5	5	2000	1	19,114	19,394	15,294	16,500	0,05	0.2	4°43'	4,58
L1321.L22-05-3.0	TR22x5	22	5	5	3000	1	19,114	19,394	15,294	16,500	0,05	0.2	4°43'	6,87
L1321.L24-05-1.0	TR24x5	24	5	5	1000	1	21,094	21,394	17,269	18,500	0,05	0.2	4°17'	2,78
L1321.L24-05-1.5	TR24x5	24	5	5	1500	1	21,094	21,394	17,269	18,500	0,05	0.2	4°17'	4.17
L1321.L24-05-2.0	TR24x5	24	5	5	2000	1	21,094	21,394	17,269	18,500	0,05	0.2	4°17'	5,56
L1321.L24-05-3.0	TR24x5	24	5	5	3000	1	21,094	21,394	17,269	18,500	0,05	0.2	4°17'	8,34
L1321.L26-05-1.0	TR26x5	26	5	5	1000	1	23,094	23,394	19,269	20,500	0,05	0.2	3°55'	3,32
L1321.L26-05-1.5	TR26x5	26	5	5	1500	1	23,094	23,394	19,269	25,500	0,05	0.2	3°55'	4,98
L1321.L26-05-2.0	TR26x5	26	5	5	2000	1	23,094	23,394	19,269	25,500	0,05	0.2	3°55'	6,64
L1321.L26-05-3.0	TR26x5	26	5	5	3000	1	23,094	23,394	19,269	25,500	0,05	0.2	3°55'	9,96
L1321.L28-05-1.0	TR28x5	28	5	5	1000	1	25,094	25,394	21,269	22,500	0,05	0.2	3°36'	3,90
L1321.L28-05-1.5	TR28x5	28	5	5	1500	1	25,094	25,394	21,269	22,500	0,05	0.2	3°36'	5,85
L1321.L28-05-2.0	TR28x5	28	5	5	2000	1	25,094	25,394	21,269	22,500	0,05	0.2	3°36'	7,80
L1321.L28-05-3.0	TR28x5	28	5	5	3000	1	25,094	25,394	21,269	22,500	0,05	0.2	3°36'	11,7
L1321.L30-06-1.0	TR30x6	30	6	6	1000	1	26,547	26,882	21,563	23,000	0,07	0.2	4°05'	4,35
L1321.L30-06-1.5	TR30x6	30	6	6	1500	1	26,547	26,882	21,563	23,000	0,07	0.2	4°05'	6,52
L1321.L30-06-2.0	TR30x6	30	6	6	2000	1	26,547	26,882	21,563	23,000	0,07	0.2	4°05'	8,70
L1321.L30-06-3.0	TR30x6	30	6	6	3000	1	26,547	26,882	21,563	23,000	0,07	0.2	4°05'	13,05
L1321.L32-06-1.0	TR32x6	32	6	6	1000	1	28,547	28,882	23,563	25,000	0,07	0.2	3°48'	5,03
L1321.L32-06-1.5	TR32x6	32	6	6	1500	1	28,547	28,882	23,563	25,000	0,07	0.2	3°48'	7,54
L1321.L32-06-2.0	TR32x6	32	6	6	2000	1	28,547	28,882	23,563	25,000	0,07	0.2	3°48'	10,06
L1321.L32-06-3.0	TR32x6	32	6	6	3000	1	28,547	28,882	23,563	25,000	0,07	0.2	3°48'	15,09
L1321.L36-06-1.0	TR36x6	36	6	6	1000	1	32,547	32,882	27,563	29,000	0,07	0.2	3°20'	6,54
L1321.L36-06-1.5	TR36x6	36	6	6	1500	1	32,547	32,882	27,563	29,000	0,07	0.2	3°20'	9,81
L1321.L36-06-2.0	TR36x6	36	6	6	2000	1	32,547	32,882	27,563	29,000	0,07	0.2	3°20'	13,08
L1321.L36-06-3.0	TR36x6	36	6	6	3000	1	32,547	32,882	27,563	29,000	0,07	0.2	3°20'	19,62
L1321.L40-07-1.0	TR40x7	40	7	7	1000	1	36,020	36,375	30,381	32,000	0,08	0.2	3°31'	7,98
L1321.L40-07-1.5	TR40x7	40	7	7	1500	1	36,020	36,375	30,381	32,000	0,08	0.2	3°31'	11,97
L1321.L40-07-2.0	TR40x7	40	7	7	2000	1	36,020	36,375	30,381	32,000	0,08	0.2	3°31'	15,96
L1321.L40-07-3.0	TR40x7	40	7	7	3000	1	36,020	36,375	30,381	32,000	0,08	0.2	3°31'	23,94
L1321.L44-07-1.0	TR44x7	44	7	7	1000	1	40,020	40,375	34,381	36,000	0,08	0.2	3°10'	9,58
L1321.L44-07-1.5	TR44x7	44	7	7	1500	1	40,020	40,375	34,381	36,000	0,08	0.2	3°10'	14,37
L1321.L44-07-2.0	TR44x7	44	7	7	2000	1	40,020	40,375	34,381	36,000	0,08	0.2	3°10'	19,16
L1321.L44-07-3.0	TR44x7	44	7	7	3000	1	40,020	40,375	34,381	36,000	0,08	0.2	3°10'	28,74
L1321.L50-08-1.0	TR50x8	50	8	8	1000	1	45,468	45,868	39,168	41,000	0,1	0.2	3°11'	12,69
L1321.L50-08-1.5	TR50x8	50	8	8	1500	1	45,468	45,868	39,168	41,000	0,1	0.2	3°11'	19,03
L1321.L50-08-2.0	TR50x8	50	8	8	2000	1	45,468	45,868	39,168	41,000	0,1	0.2	3°11'	25,38
L1321.L50-08-3.0	TR50x8	50	8	8	3000	1	45,468	45,868	39,168	41,000	0,1	0.2	3°11'	38,07
L1321.L60-09-1.0	TR60x9	60	9	9	1000	1	54,935	55,360	47,979	50,000	0,1	0.2	2°58'	18,49
L1321.L60-09-1.5	TR60x9	60	9	9	1500	1	54,935	55,360	47,979	50,000	0,1	0.2	2°58'	27,73
L1321.L60-09-2.0	TR60x9	60	9	9	2000	1	54,935	55,360	47,979	50,000	0,1	0.2	2°58'	36,98
L1321.L60-09-3.0	TR60x9	60	9	9	3000	1	54,935	55,360	47,979	50,000	0,1	0.2	2°58'	55,47
L1321.L70-10-1.0	TR70x10	70	10	10	1000	1	64,425	64,850	56,819	59,000	0,1	0.4	2°49'	25,62
L1321.L70-10-1.5	TR70x10	70	10	10	1500	1	64,425	64,850	56,819	59,000	0,1	0.4	2°49'	38,43
L1321.L70-10-2.0	TR70x10	70	10	10	2000	1	64,425	64,850	56,819	59,000	0,1	0.4	2°49'	51,24
L1321.L70-10-3.0	TR70x10	70	10	10	3000	1	64,425	64,850	56,819	59,000	0,1	0.4	2°49'	76,86

# Steel Lead Screws

left hand thread

## Lead Screws & Nuts

Order No.	Size	d <sub>1 7e</sub>	Lead	p	l	No. of starts	d <sub>2 7e</sub> min.	d <sub>2 7e</sub> max.	d <sub>3 7h</sub> min.	d <sub>3 7h</sub> max.	Pitch accuracy mm/300m	Straightness m/300m	Lead angle	 Kg
<b>L1321.L80-10-1.0</b>	TR80x10	80	10	10	1000	1	74,425	74,850	66,819	69,000	0,1	0.4	2°27'	34,18
<b>L1321.L80-10-1.5</b>	TR80x10	80	10	10	1500	1	74,425	74,850	66,819	69,000	0,1	0.4	2°27'	51,27
<b>L1321.L80-10-2.0</b>	TR80x10	80	10	10	2000	1	74,425	74,850	66,819	69,000	0,1	0.4	2°27'	68,36
<b>L1321.L80-10-3.0</b>	TR80x10	80	10	10	3000	1	74,425	74,850	66,819	69,000	0,1	0.4	2°27'	102,54